

# "LICK\*TIONARY" Workbook

## 4 - STRING VOICINGS

Ex.# 1a

Ex.# 1b - 4-string vertical voicings ("E" shape)

## FINGER STRETCHES

Ex.# 2a - single string

Ex.# 2b - stretches across the fingerboard

Ex.# 2c

## CHORD FINGER STRETCHES

Ex.# 3a

Ex.# 3b

Ex.# 3c

(o = open string  
x = don't play)  
(Left hand, T = thumb  
1 = index, 2 = middle,  
3 = ring, 4 = pinky)

## "I, IV, V" PROGRESSION

Ex.# 4

(I) (IV) (V)

## NASHVILLE "DRONE" CHORDS

Ex.# 5a

Ex.# 5b - Maj./min. "Drone"

## CHORD "SHAPE SHIFTING"

Ex.# 6a - open string chord shapes

Ex.# 6b - "Shape Shifting" in "E"

Ex.# 6c - "Shape Shifting" in "D"

MAKE YOUR GUITAR SOUND LIKE A WHOLE BAND!

Ex.# 7 - basic drum kit rhythms

High Hat      1   &   2   &   3   &   4   &

(all 8th notes - play even, up & down strokes)

Snare            1   &   2   &   3   &   4   &

(accent quarter note "backbeat" on "2" and "4")

Kick / Bass    1   &   2   (&)   3   (&)   4   &

(quarter note "downbeat" on "1" and "3"; optional "&3", or "3&")

"CARTER PICKING"

Ex.# 8a - "bum- tit- ty"

(thumb on bass note / fingers brush down & up)

Ex. 8b - "Wildwood Flower" - add melody/hammers

G

JAMES TAYLOR 101

Ex.# 8c - "D" arpeggio w/ hammers & pulloffs

D

CHUCK BERRY 101

Ex.# 9a

E E6 E E6

Ex.# 9b - add 7th

E E6 E7 E6

Ex.# 9c - "G" (I, IV, V) Box

G G6 C C6 D D6 G G6

Ex.# 9d - "C" (I, IV, V) Box

Ex.# 9e - Vertical "G" Box

C C6 F F6 G G6 C C6 G G6 C C6 D D6 G G6

FINGERPICKING BASICS

Ex.# 10a - basic rotation (p = thumb, i = index, m = middle, a = ring) - p - i - m - a - m - i

Ex.# 10b - basic rotation w/ moving bass line

Em Em/G Am Am/C B7 B7/D# Em

Ex.# 10c - Rest Stroke - i - m - a - m

Ex.# 10d - Free Stroke - a - m - i - a - m - i

Ex.# 10f - "Hybrid" picking - p - i - m - i - p - i - m - i

Ex.# 10e

Bsus B7

MERLE TRAVIS / CHET ATKINS STYLE

Ex.# 11a - "Gorilla Thumb"

Ex.# 11b  
- add melody

Ex.# 11c  
- add hammers

Ex.# 11d  
- hunt & peck

E

Ex.# 11e - vertical "E7" chords

Ex.# 11f

E7 E7 E7/G# E7/B E7/D

E7 Edim7

# CHORD & MELODY ARRANGEMENTS

## Ex.# 12a - "A Mighty Fortress Is Our God" - Trad.

Chords: C G Em Am D7 G Am Em F C Am Dm G C

1 1 1 0 | 1 0 | 1 0 2 0 2 | 1 0 3 2 0 | 1 0 3 1

0 0 0 2 0 | 2 2 0 | 2 0 2 0 2 | 2 0 2 0 2 | 2 0 0 0

2 2 0 2 | 2 0 0 | 2 2 3 2 2 | 0 0 1 3 2 0 | 0 0 0 2

3 0 3 0 | 0 2 3 | 0 0 1 3 2 0 | 3 1 0

## Ex.# 12b - "Old Folks At Home" - Stephen Foster

Chords: A Em A D D#dim. A F#m Bm E+ (aug.)

2 0 2 0 | 5 2 5 | 0 2 2 | 4 1

2 0 2 2 | 2 1 4 | 2 2 2 | 4 1

2 2 2 | 0 1 4 | 0 2 2 | 2 0 4 0

0 0 4 | 0 2 3 | 4 2 0 | 4 0

Chords: A Em A D D#dim. A F#m Bm E A

2 0 2 0 | 5 2 5 | 0 2 0 0 | 2

2 0 2 2 | 2 1 4 | 2 2 4 0 | 2

2 2 2 | 0 1 4 | 0 2 4 0 | 2

0 0 4 | 0 2 3 | 0 2 0 | 0

## Ex.# 13a - bass note walkups

Chords: E A D G C F

0 0 2 1 1

0 2 2 0 0

0 2 2 0 2 3

## Ex.# 13b - walkdown from 5th

Chords: E A D G C F

0 0 3 3 1 1

0 2 2 0 0

0 2 2 1 0 4 3 4 3 2 1 3

## MOVING BASS LINES

### Ex.# 14a - descending bass lines - "D"

Chords: D D/C# G/B D/A G D/F# Em7 A7sus4 D

1 3 2 4 1 3 2 1 3 4 2 1 3 4 T 1 3 2 1 3 1 3 1 3 1 3 2

### Ex.# 14b - "G"

Chords: G D/F# Em7 G/D C9 G/B Am7 Dsus4 G

2 1 3 4 T 1 3 2 1 3 4 3 4 2 1 3 4 1 3 4 2 1 4 1 3 4 2 1 3 4

Ex.# 14c - "C"

3 2 1   0 3 2 1   T 3 4 2 1 1   2 1 1   3 2   1   2   1   3 4 1   3 2 1

Ex.# 14d - "Am"

2 3 1   4 2 3 1   2 3 1   T 3 4 2 1 1   2 3 1

Ex.# 14e - "Dm"

2 4 1   3 2 4 1   2 4 1   1 3 2 4 1   2 4 1

Ex.# 14f - "Em"

2   3   3   3   2

Ex.# 15 - walkups in 10ths

	E	A	D	G	C	F
T			2 3 4 5	0 1 2 3	0 1 2 3	2 3 4 5
A	1 2 3 4		0 2 3 4		0 1 2	
B	0 2 3 4	0 2 3 4		3 0 1 2	3	1 3 4 5

PEDAL BASS NOTES

Ex.# 16a

3 2   4   3 2   1 4

Ex.# 16b - "E"

2 3 1   3 1 1 1   3 1 1 1   4 3 1 2 1

Ex.# 16c - "E" adding minor chords (let high strings drone)

2 3 1   3 4 1   3 4 1   3 4 2   3 4 1   3 4 1   2 3 1

Ex.# 16d - "A"

Diagram showing guitar chord shapes for A, D/A, E/A, D/A, E/A, D/A, E/A, D/A, A. Fingerings are indicated below each shape: 1 1 1, 3 1 2, 3 1 2, 1 1 1, 1 1 1, 1 1 1, 3 1 2, 3 1 2, 1 1 1.

Ex.# 16e - "A" adding min. chords

Diagram showing guitar chord shapes for A, Bm/A, Amaj7, Bm/A, A. Fingerings are indicated below each shape: 1 1 1, 3 4 2, 3 4 2, 3 4 2, 1 1 1.

Ex.# 16f - "Am"

Diagram showing guitar chord shapes for Am, Bm/A, Am7, D/A, Am7, Bm/A, Am. Fingerings are indicated below each shape: 2 3 1, 2 3 1, 2 3 4, 2 3 4, 2 3 4, 2 3 1, 2 3 1.

Ex.# 16g - "D"

Diagram showing guitar chord shapes for D, G/D, A/D, D, G/D, A/D, D. Fingerings are indicated below each shape: 1 3 2, 2 1 1, 2 1 1, 3 4 1, 1 3 2, 1 3 2, 2 1 1.

Ex.# 16h - "D" adding min.

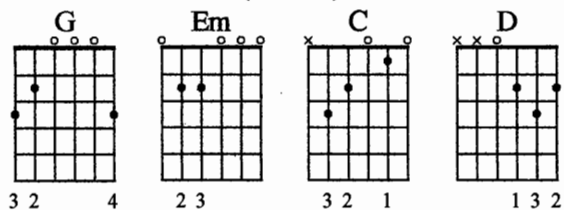
Diagram showing guitar chord shapes for D, Em/D, F#m/D, G/D, F#m/D, Em/D, D. Fingerings are indicated below each shape: 1 3 2, 2 3 1, 2 3 1, 1 3 2, 2 3 1, 2 3 1, 1 3 2.

Ex.# 16i - "Dm"

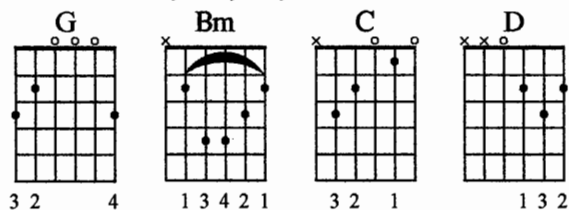
Diagram showing guitar chord shapes for Dm, Em/D, F/D, G/D, F/D, Em/D, Dm. Fingerings are indicated below each shape: 2 3 1, 2 3 1, 1 3 2, 1 3 2, 1 3 2, 2 3 1, 2 3 1.

# MAJOR / Minor CHORD COMBOS

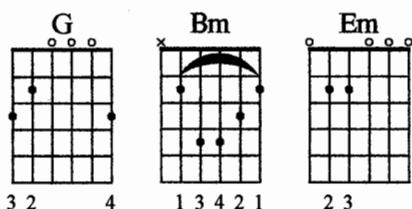
Ex.# 17a - I, 6- (6 min.), IV, V



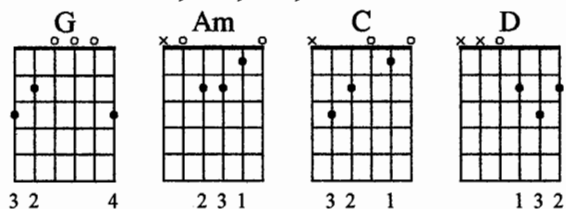
Ex.# 17b - I, 3-, IV, V



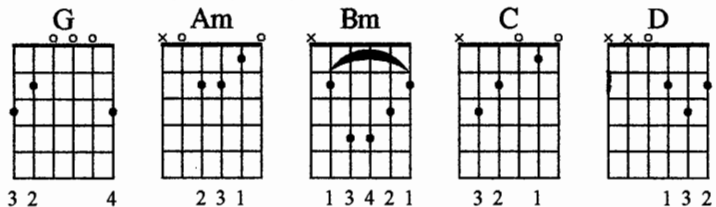
Ex.# 17c - I, 3-, 6-



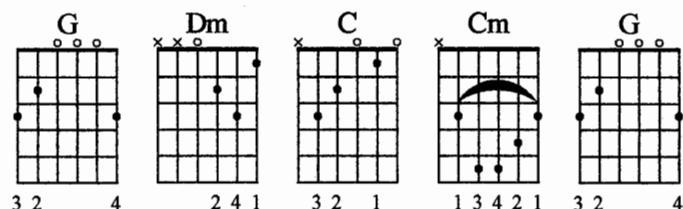
Ex.#17d - I, 2-, IV, V



Ex.# 17e - I, 2-, 3-, IV, V

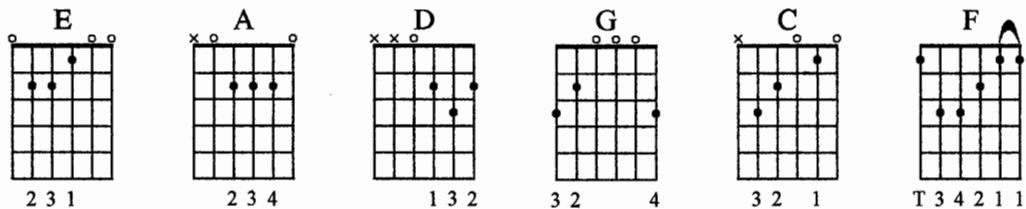


Ex.# 17f - I, 5-, IV, 4-, I



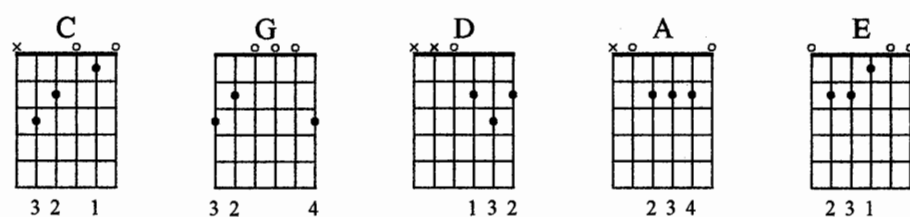
## CYCLE OF 4ths

Ex.# 18a



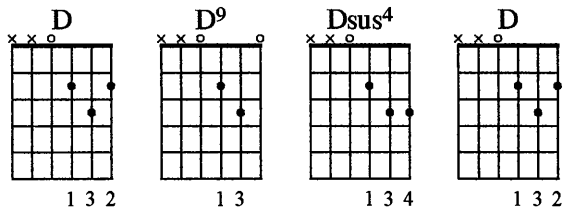
## CYCLE OF 5ths

Ex.# 18b

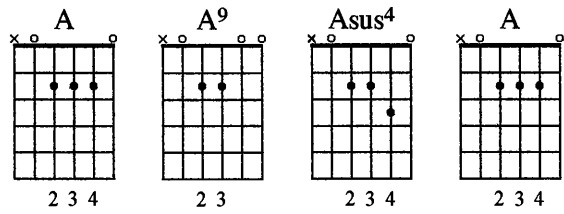


# FOLK ROCK CHORDS

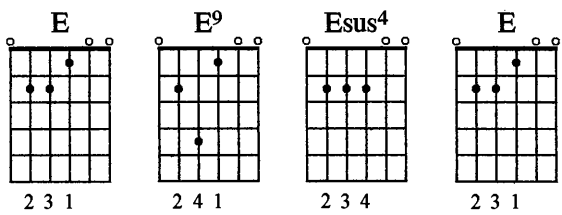
Ex.# 19a - "D"



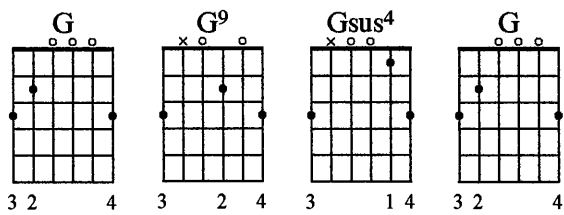
Ex.# 19b - "A"



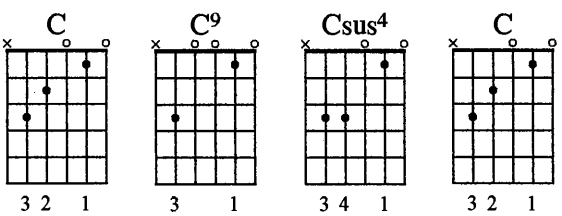
Ex.# 19c - "E"



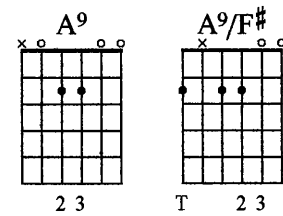
Ex.# 19d - "G"



Ex.# 19e - "C"

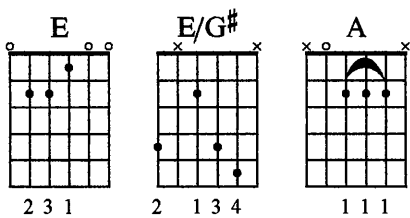


Ex.# 19f - 9th to min. combo

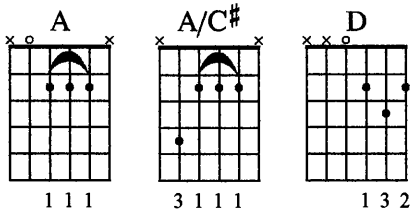


## CONNECTING CHORDS - 3rd in the bass

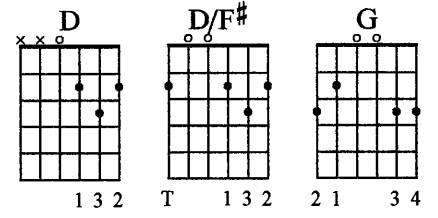
Ex.# 20a - "E" to "A"



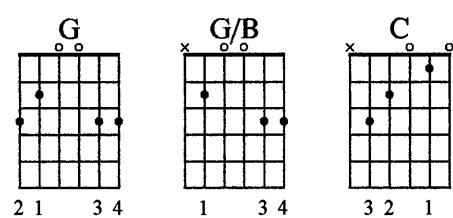
Ex.# 20b - "A" to "D"



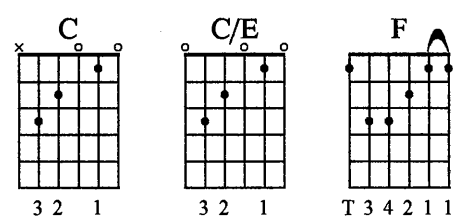
Ex.# 20c - "D" to "G"



Ex.# 20d - "G" to "C"

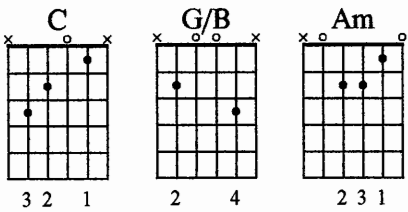


Ex.# 20e - "C" to "F"

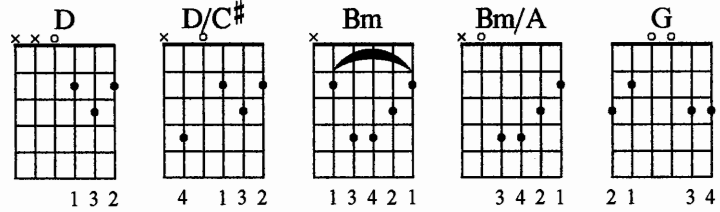


## CONNECTING CHORDS - Maj. to min.

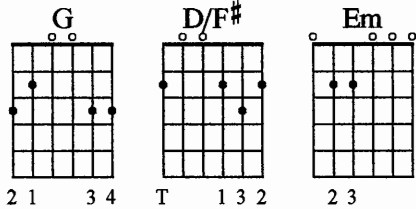
Ex.# 21a - "C" to "Am"



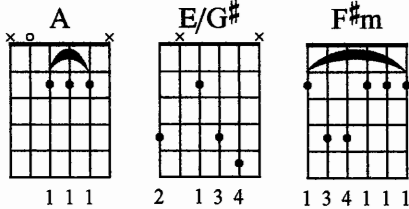
Ex.#21b - "D" thru "G"



Ex.# 21c - "G" to "Em7"

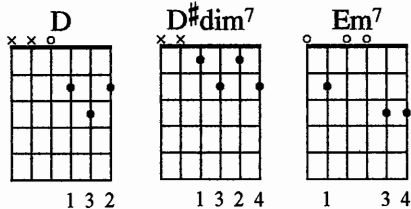


Ex.# 21d - "A" to "F#m"

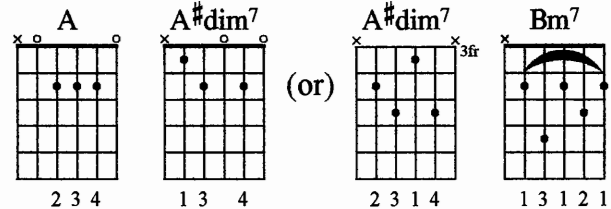


## DIMINISHED CHORDS

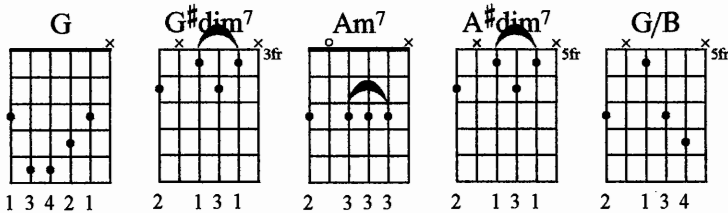
Ex.# 22a - "D"



Ex.#22b - "A"

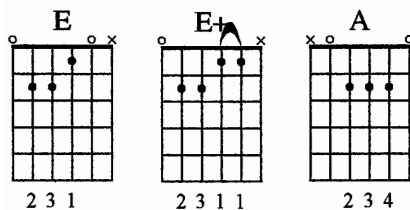


Ex.# 22c - "G"

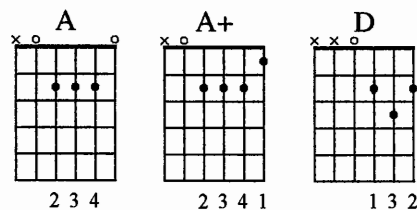


## AUGMENTED (+) CHORDS

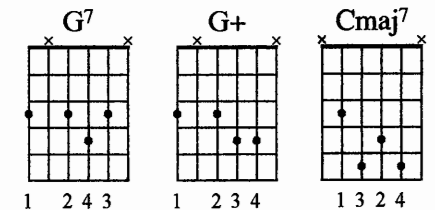
Ex.# 23a - "E" to "A"



Ex.# 23b - "A" to "D"



Ex.# 23c - "G" to "Cmaj.7"



# "COLOR" CHORDS

Ex.# 24a - "D"

D: x x o o o o | 1 3 2  
 Dmaj7: x x o o o o | 1 1 1  
 D7: x x o o o o | 2 1 3  
 D6: x x o o o o | 2 3  
 D+: x x o o o o | 2 3 1  
 D: x x o o o o | 1 3 2

Ex.# 24b - "A"

A: x o o o o o | 2 3 4  
 A+: x o o o o o | 2 3 4 1  
 A6: x o o o o o | 1 1 1 1  
 A7: x o o o o o | 1 1 1 4  
 Amaj7: x o o o o o | 1 1 1 4  
 A: x o o o o o | 1 1 1 4

Ex.# 24c - "Dm"

Dm: x x o o o o | 2 4 1  
 Dm(maj7): x x o o o o | 2 3 1  
 Dm7: x x o o o o | 2 1 1  
 Dm6: x x o o o o | 2 1

Ex.# 24d - "Am"

Am: x o o o o o | 2 3 1  
 Am+: x o o o o o | 2 3 1 1  
 Am6: x o o o o o | 2 3 1 4  
 Am7: x o o o o o | 2 3 1 4

Ex.# 24e - "Am" w/ bar

Am: x x o o o o | 3 1 1 1  
 Am(maj7): x x o o o o | 2 1 1 1  
 Am7: x x o o o o | 1 1 1 1  
 Am6: x x o o o o | 1 3 3 3  
 Fmaj7: x x o o o o | 1 3 3 3

Ex.# 24f - "Em"

Em: o o x x o o | 2 3  
 Em+: o o x x o o | 2 3 1  
 Em6: o o x x o o | 2 3 4  
 Em7: o o x x o o | 2 3 4

# "POWER" CHORDS - R, 5, 8

Ex.# 25a - open "E", "A"

E: o x x x x x | 2 3  
 A: x o x x x x | 2 3  
 E: o x x x x x | 1 3 4

Ex.# 25b - "G" Box

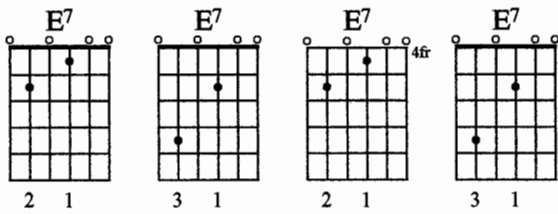
G: x x x x x x | 1 3 4  
 C: x x x x x x | 1 3 4  
 D: x x x x x x | 1 3 4  
 Em: x x x x x x | 1 3 4

Ex.# 25c - "C" Box

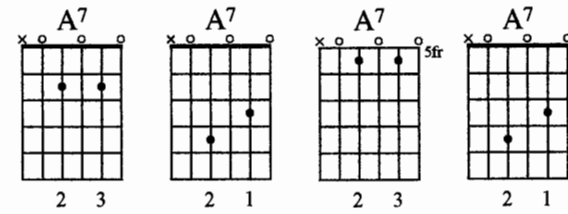
C: x x x x x x | 1 3 4  
 F: x x x x x x | 1 3 4  
 G: x x x x x x | 1 3 4  
 Am: x x x x x x | 1 3 4

# BLUESY 7th CHORDS

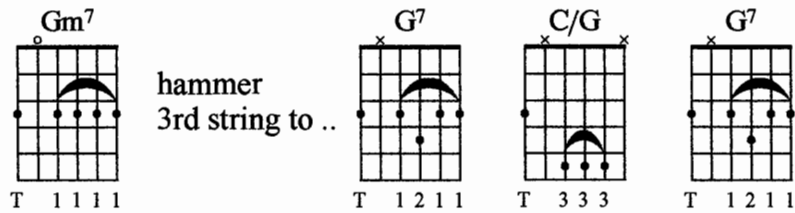
Ex.# 26a - open "E7" strum



Ex.# 26b - open "A" strum

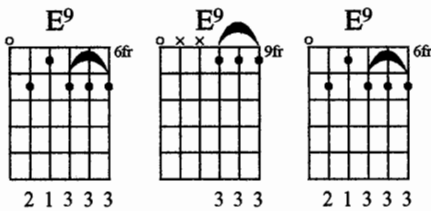


Ex.# 27 - thumb-over 1/2 bar - "G7"

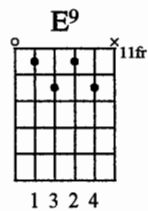


## 9th CHORDS

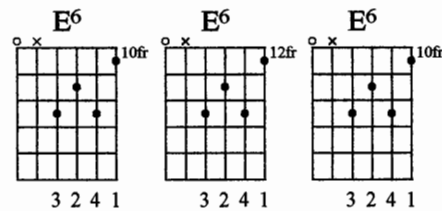
Ex.# 28a - "E9" slide -up/down



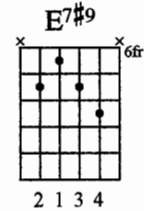
Ex.# 28b - inside



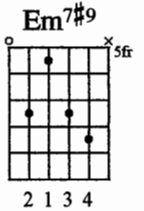
Ex.# 28c - slide-up/down



Ex.# 28d

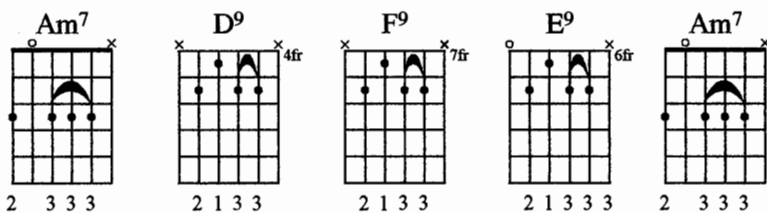


Ex.# 28e

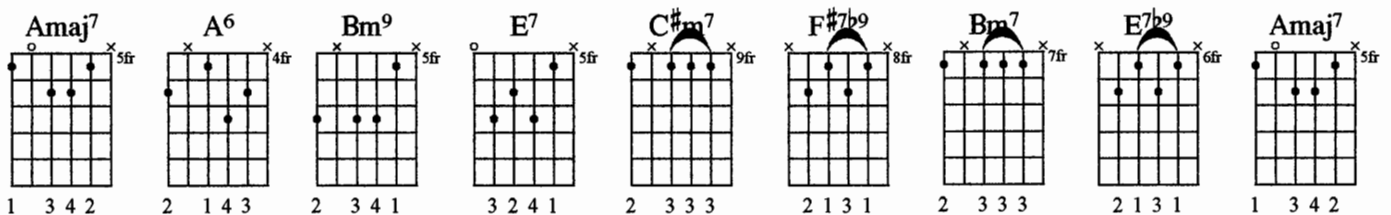


## BOSSA NOVA CHORDS

Ex.# 29a



Ex.#29b



"SEXY" SCALES

Ex.# 30a - open "C" scale      Ex.# 30b - extended open "C" scale

Ex.# 30a - open "C" scale      Ex.# 30b - extended open "C" scale

Ex.# 30c - "Sailor's Hornpipe"

Ex.# 30c - "Sailor's Hornpipe"

Ex.# 30d - open 2 octave "G" scale

Ex.# 30d - open 2 octave "G" scale

Ex.# 31 - open "Chromatic" scales

Ex.# 31 - open "Chromatic" scales

Ex.# 32a - full position "G"      Ex.# 32b - "G Grand Scale" (2 octaves)

Ex.# 32a - full position "G"      Ex.# 32b - "G Grand Scale" (2 octaves)

Ex.# 32c - "G" (6th string)      Ex.# 32d - "C" (5th)      Ex.# 32e - "D" (5th)

Ex.# 32c - "G" (6th string)      Ex.# 32d - "C" (5th)      Ex.# 32e - "D" (5th)

Ex.# 32f - "G" (4th)      Ex.# 32g - "A" (3rd)

Ex.# 32f - "G" (4th)      Ex.# 32g - "A" (3rd)

Ex.# 33a - "Sexy Scales" (add chromatics) - "A"

Musical notation for Ex.# 33a - "Sexy Scales" (add chromatics) - "A". The notation is on a six-line staff with strings labeled T, A, B from top to bottom. The bass line (B) contains the following notes: 5, 7, 4, 5, 7, 4, 5, 6, 7, 4, 5, 6, 7, 6, 5, 6, 7, 5, 4, 7, 5, 4, 7, 6, 5.

Ex.# 33b - "D" Sexy Scale

Musical notation for Ex.# 33b - "D" Sexy Scale. The notation is on a six-line staff with strings labeled T, A, B from top to bottom. The bass line (B) contains the following notes: 5, 7, 4, 5, 7, 4, 5, 6, 7, 5, 6, 7, 8, 7, 6, 7, 7, 5, 4, 7, 5, 4, 7, 6, 5.

Ex.# 33c - "G" Sexy Scale

Musical notation for Ex.# 33c - "G" Sexy Scale. The notation is on a six-line staff with strings labeled T, A, B from top to bottom. The bass line (B) contains the following notes: 5, 7, 4, 5, 7, 5, 6, 7, 8, 5, 6, 7, 8, 7, 6, 7, 8, 6, 5, 7, 5, 4, 7, 6, 5.

Ex.# 33d - "Boogie" bass line

Musical notation for Ex.# 33d - "Boogie" bass line. The notation is on a six-line staff with strings labeled T, A, B from top to bottom. Chords A, D, G, and C are indicated above the staff. The bass line (B) contains the following notes: 5, 7, 4, 5, 6, 7, 5, 4, 5, 7, 4, 5, 6, 7, 5, 4, 5, 7, 4, 5, 6, 7, 5, 4, 5, 7, 5, 6, 7, 8, 6, 5.

Ex.# 33e - single string "E"

Ex.# 34a - "Em" Pentatonic

Ex.# 34b - "G" Pentatonic

Musical notation for Ex.# 33e - single string "E", Ex.# 34a - "Em" Pentatonic, and Ex.# 34b - "G" Pentatonic. The notation is on a six-line staff with strings labeled T, A, B from top to bottom. Ex.# 33e: Bass line (B) contains notes 0, 2, 4, 5, 7, 9, 11, 12. Ex.# 34a: Bass line (B) contains notes 0, 3, 0, 2, 0, 2, 0, 2, 0, 3, 0, 3, 0. Ex.# 34b: Bass line (B) contains notes 3, 0, 2, 0, 2, 0, 2, 0, 3, 0, 3.

Ex.# 34c - "A" Pentatonic

Ex.# 34d - "Am" Pentatonic

Ex.# 34e - "Am Blues" Scale

Musical notation for Ex.# 34c - "A" Pentatonic, Ex.# 34d - "Am" Pentatonic, and Ex.# 34e - "Am Blues" Scale. The notation is on a six-line staff with strings labeled T, A, B from top to bottom. Ex.# 34c: Bass line (B) contains notes 5, 7, 4, 7, 4, 6, 5, 7, 5, 7, 5. Ex.# 34d: Bass line (B) contains notes 5, 8, 5, 7, 5, 7, 5, 8, 5, 8, 5. Ex.# 34e: Bass line (B) contains notes 5, 8, 5, 6, 7, 5, 6, 7, 5, 7, 8, 5, 8, 5, 7.

Ex.# 35a - "Croppers"

Ex.# 35b - "E"

Ex.# 35c - "G"

Musical notation for Ex.# 35a - "Croppers", Ex.# 35b - "E", and Ex.# 35c - "G". The notation is on a six-line staff with strings labeled T, A, B from top to bottom. Ex.# 35a: Bass line (B) contains notes 7, 6, 5, 4, 3, 2, 0, 1. Ex.# 35b: Bass line (B) contains notes 0, 2, 4, 5, 7, 9, 11, 12, 1, 2, 4, 6, 8, 9, 11, 13. Ex.# 35c: Bass line (B) contains notes 0, 1, 3, 5, 7, 8, 10, 12, 0, 2, 4, 5, 7, 9, 10, 12.

Ex.# 36 - 10ths

Ex.# 37a - 3rds in "D"

Ex.# 37b - 3rds in "G"

Musical notation for Ex.# 36 - 10ths, Ex.# 37a - 3rds in "D", and Ex.# 37b - 3rds in "G". The notation is on a six-line staff with strings labeled T, A, B from top to bottom. Ex.# 36: Bass line (B) contains notes 0, 1, 3, 0, 2, 3, 5, 7, 0, 2, 4, 5, 3. Ex.# 37a: Bass line (B) contains notes 2, 3, 5, 7, 9, 10, 12, 14, 3, 5, 7, 8, 10, 12, 14, 15. Ex.# 37b: Bass line (B) contains notes 0, 1, 3, 5, 7, 8, 10, 12, 0, 2, 4, 5, 7, 9, 11, 12.

# 4 - STRING CHORD SCALES

## Ex.# 38a - middle voicings

Amaj7 2 1 3    Bm7 1 3 1 2 1    C#m7 1 3 1 2    Dmaj7 1 3 2 4    E7 1 3 1 4    F#m7 1 3 1 2    G#m7b5 1 3 2 4    Amaj7 1 3 2 4

## Ex.# 38b - treble voicings

Dmaj7 1 1 1    Em7 1 4 2 3    F#m7 1 4 2 3    Gmaj7 1 3 3 3    A7 1 3 2 4    Bm7 1 4 2 3    C#m7b5 1 3 3 3    Dmaj7 1 3 3 3

## Ex.# 38c - bass voicings

Fmaj7 1 4 2 3    Gm7 1 4 1 1    Am7 1 4 1 1    Bbmaj7 1 4 2 3    C7 1 3 1 2    Dm7 1 4 1 1    Em7b5 1 3 1 1    Fmaj7 1 4 2 3

## CLASSIC RHYTHM GROOVES (Box = accent X = percussive mute)

### Ex.# 39a - Country Pop

(even, up & down 1/8 notes - accent backbeat on "2" & "4" - bass note on "1" & "3")

1 & 2 & 3 & 4 &  
 bass backbeat bass backbeat

### Ex.# 39b - Country Shuffle

(even up & down - shuffle feel - mute out "2" & "4")

1 & 2 & 3 & 4 &  
 X = mute X

### Ex.# 39c - Country Swing

(staccato down-stroke 1/4 notes - "choke" the chords)

1 2 3 4

### Ex.# 39d - Bluegrass

(fast double time count - alternate bass note & chord)

1 2 3 4  
 bass (R) chord bass (5th) chord

Ex.# 39e - Rock - "Chuck Berry"

(2 bass strings - slight mute - even 1/8 note downbeats - "gung-ga-gung-ga")

1 & 2 & 3 & 4 &

Ex.# 39f - Rock - "Swamp" Shuffle (Chuck Berry w/ horn accents)

1 [ & ] 2 & [ 3 ] & 4 & [ 1 ] & 2 [ & ] 3 & 4 &

Ex.# 39g - Southern Rock

(slight mute on bass note)

[ 1 ] [ 2 ] [ 3 & 4 ] [ & ]  
bass bass hold chord ... up

Ex.# 39h - Power Ballad

(mute out 2 & 4)

[ 1 & ] [ 2 ] [ & 3 & ] [ 4 ]  
hold chord X hold .... X

Ex.# 39i - Rock "Pump" Bass

(muted bass 1/8 notes)

[ 1 ] & 2 [ & ] 3 & [ 4 ] &

Ex.# 39j - Rock "Boogie"

(clipped open power chords)

[ 1 ] [ & ] (2) [ & ] (3) [ & ] (4) [ & ] (1) [ & ] (2) [ & ] [ 3& ] [ 4 ] [ & ]  
omit omit omit omit omit

Ex.# 39k - "Bo Diddley" - Hand Jive

(even, percussive 1/8 notes w/ accents)

[ 1 ] & 2 [ & ] 3 & [ 4 ] & 1 & [ 2 ] & [ 3 ] & 4 &

Ex.# 39l - Folk / Calypso

(even 1/8 notes - slight "trip-o-let" feel)

[ 1 ] & 2 [ & ] 3 & [ 4 ] &  
trip - - o - - let - trip - o - - let - and - a -

Ex.# 39m -Reggae

("chink" chords - high voicing - omit other beats)

1   &   2   &   3   &   4   &  
X   X   X   X   X   X   X

Ex.# 39n - "The Throw"

(fast, brisk 16th notes - think "TA-DA-DA ....")

Ex.# 39o - Bossa Nova

(syncopated chords - bass on 1 & 3)

1   &   2   &   3   &   4   &   1   &   2   &   3   &   4   &  
bass   bass   bass   bass   bass   bass   bass

# HAMMERS & PULL-OFFS

Ex.# 40a - Bluegrass

Ex.# 40b - treble roll-offs

Ex.# 40c - bass hammers

## MODULATIONS

Ex.# 41a - "G" to "A"

Ex.# 41b - "C" to "D"

Ex.# 41c - "D" to "E"

## DOUBLE STOP ARPEGGIOS

Ex.# 42a

Ex.# 42b - "The Claw"

Ex.# 42c

Ex.# 42d

Ex.# 42e

Ex.# 42f - R&B slides

Ex.# 42g - vertical slides

Ex.# 42h - oriental

A D E A E

Ex.# 42i - "G" country hammer

Ex.# 42j - "C" hammer up the neck

G C G C F C

Ex.# 42k - "Em" open Pentatonic

Ex.# 42l - "Am" Pent. up the neck

Ex.# 42m - "Chuck Berry"

Em Am A

### "CHINKS"

Ex.# 43a - "R&B"

Ex.# 43b - pinkie extension

Ex.# 43c - Reggae climb

### COUNTRY LICKS

Ex.# 44a - pedal steel

Ex.# 44b - bass pedal

Ex.# 44c - "Gsus" to "C"

C C Gsus C

Ex.# 44d - steel up the neck

C F G

G

Ex.# 44e - descending pulloffs

C

Ex.#44f - "Rockabilly 101"

E A/E

BLUEGRASS

Ex.# 45a - hammers

G C9 D G

Ex.# 45b - intros & outros

G C D G

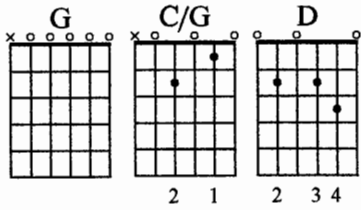
Ex.# 45c - "G" scale w/ chromatics

Ex.# 45d - "C" w/ chromatics

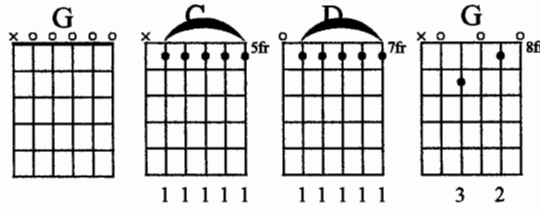
OPEN "G" TUNING

Ex.# 47a - D (6) - G (5) - D (4) - G (3) - B (2) - D (1)

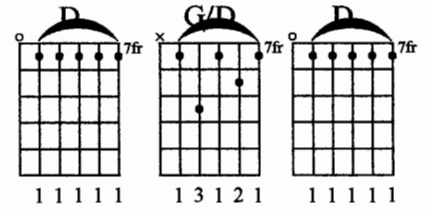
Ex.# 47b - "I, IV, V" in "G"



Ex.# 47c - "I, IV, V" vertical



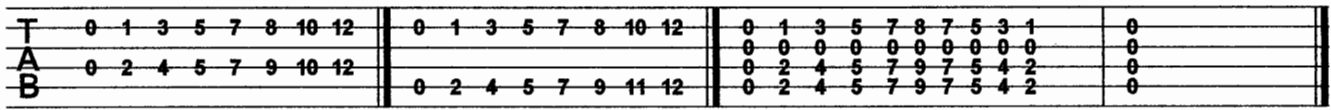
Ex.# 47d - "Keith Richards"



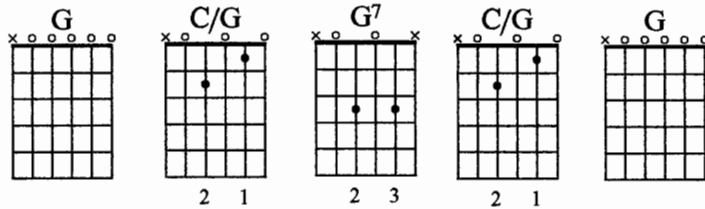
Ex.# 47e - "G" scale

Ex.# 47f - "Blackbird"


Ex.# 47g - "Joni Mitchell"



Ex.# 47h - bluesy




Ex.# 47i - "Leadbelly"



D "MODAL" TUNING

Ex.# 47j - D (6) - A (5) - D (4) - G (3) - B (2) - D (1)

Ex.# 47k



# BLUES

Ex.# 48a - Decending 3rds intro w/ turnaround

E E7

T 0 0 0 0 2 0 0 0

A 2 4 3 4 3 2 2 1

B 3 2 2 0 1 2 0 2 2 0 3 0

Ex.# 48b - "Em" open Pentatonic

Ex.# 48c - "G" full position Pentatonic

T 0 3 0 3 0 0 3 0 3 5 3 5 3

A 0 2 0 2 0 2 2 5 2 4 3 5 3 5 3

B 0 3 0 2 0 2 0 3 0 2 5 2 5 2 4

Ex.# 48d - "Em" Pentatonic w/ hammers & pulloffs

T 0 3 0 3 0 0 3 0 3 0 2 0 2 0 3 0

A 0 2 0 2 0 2 0 3 0 2 0 2 0 3 0

B 0 3 0 2 0 2 0 3 0 2 0 2 0 3 0

## HARP TONES

(let open & fretted notes ring over each other)

Ex.# 49a - "G"

Ex.# 49b - "Em"

T 7 9 0 7 0 7 0 7 0 7 0 7 0 3 0

A 7 0 7 0 7 0 7 0 7 0 7 0 7 0 7 0

B 7 0 7 0 7 0 7 0 7 0 7 0 7 0 7 0

Ex.# 49c - "E" w/ descending slides

Ex.# 49d - "A" ascending

T 7 9 7 0 0 6 7 7 6 0 0 6 7 7 6 7 6

A 0 7 4 0 7 4 0 7 0 6 7 7 6 7 6

B 0 7 4 0 7 4 0 7 0 6 7 7 6 7 6

Ex.# 49e - "D"

Ex.# 49f - "G"

T 0 3 5 0 7 0 9 7 0 3 7 0 7 0 5 7 0 9 0 0 3

A 0 2 4 0 6 0 8 6 0 3 7 0 7 0 5 7 0 9 0 0 3

B 0 2 4 0 6 0 8 6 0 3 7 0 7 0 5 7 0 9 0 0 3

Ex.# 49g - Descending "Am" chord

OCTAVES

Ex.# 50a

Ex.# 50b - "Count Basic"