

ANYONE CAN PLAY

COUNTRY

G U I T A R video

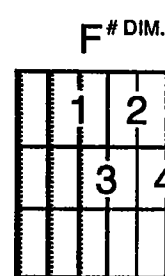
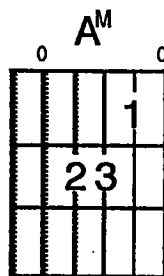
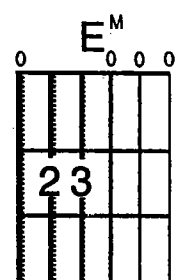
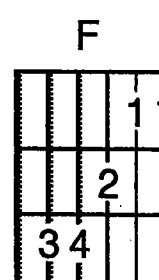
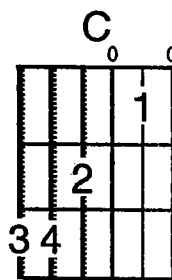
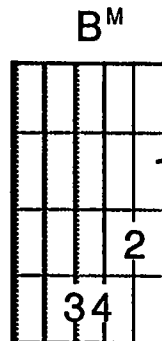
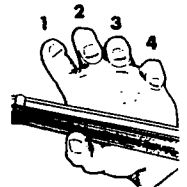
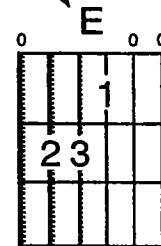
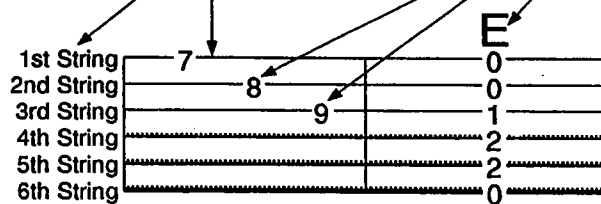
HOW TO USE THE BOOKLET

Reading **TAB** is very easy to understand, when you keep these two things in mind.

Watch the video closely, or look at the **chord chart**, if you're wondering what finger to use.

The lines are strings!

The numbers are frets!



Example #1 *Alternate Bass Strumming*

D **G**

A **D**

Example #2 *Wabash Cannonball*

D **G**

Well lis- ten to the jin- gle the rum- ble and the roar as she

A **D**

glides a - long the wood lands through hills and by the shore she's the

D **G**

migh - ty tall and hand- some and known quite well by all she's a

A **D**

mod- ern com- bi - na- tion called the Wa- bash Can- non ball.

Example #3 Bass Runs Between Chords

Example #3 shows two systems of bass guitar tablature. The first system is for chords D and G. The D chord is played with frets 2-2, 3-3, 2-2 on strings 1, 2, and 3 respectively, with the 4th string open (0). The G chord is played with frets 3-3, 0-0, 0-0 on strings 1, 2, and 3, with the 4th string open (0). The second system is for chords A and D. The A chord is played with frets 0-0, 2-2, 2-2 on strings 1, 2, and 3, with the 4th string open (0). The D chord is played with frets 0-0, 2-3-4, 2-4-2 on strings 1, 2, and 3, with the 4th string open (0).

Example #4 Wabash Cannonball

Example #4 shows two systems of bass guitar tablature with lyrics. The first system is for chords D and G. The D chord is played with frets 2-2, 3-3, 2-2 on strings 1, 2, and 3, with the 4th string open (0). The G chord is played with frets 3-3, 0-0, 0-0 on strings 1, 2, and 3, with the 4th string open (0). The lyrics are: "Well lis- ten to the jin- gle the rum- ble and the roar as she". The second system is for chords A and D. The A chord is played with frets 0-0, 2-2, 2-2 on strings 1, 2, and 3, with the 4th string open (0). The D chord is played with frets 2-2, 3-3, 2-2 on strings 1, 2, and 3, with the 4th string open (0). The lyrics are: "glides a - long the wood lands through hills and by the shore she's the".

Example #4 continues with two systems of bass guitar tablature and lyrics. The first system is for chords D and G. The D chord is played with frets 2-2, 3-3, 2-2 on strings 1, 2, and 3, with the 4th string open (0). The G chord is played with frets 3-3, 0-0, 0-0 on strings 1, 2, and 3, with the 4th string open (0). The lyrics are: "migh- ty tall and hand- some and known quite well by all she's a". The second system is for chords A and D. The A chord is played with frets 0-0, 2-2, 2-2 on strings 1, 2, and 3, with the 4th string open (0). The D chord is played with frets 0-0, 2-3-4, 2-4-2 on strings 1, 2, and 3, with the 4th string open (0). The lyrics are: "mod- ern com- bi - na- tion called the Wa- bash Can- non ball."

Strumming In Other Keys Key of A

A **D**

E **A** **E** **A**

Key of G

G **C**

D **G** **D** **G**

Key of C

C **F**

G **C** **G** **C**

Example #5 *Strumming 3/4 Time*

Amazing Grace

E **A** **E**

A - maz - ing grace how sweet the sound that

E **B⁷**

saved a wretch like me I

E **A** **E**

once was lost but now am found was

E **B⁷** **E**

blind but now I see

Example #6 *Finger Picking 3/4 Time*

Amazing Grace

E **A** **E**

A - maz - ing grace how sweet the sound that

E **B⁷**

saved a wretch like me I

E A E

once was lost but now am found was

E B⁷ E

blind but now I see

Example #7 Boogie Woogie and 12 Bar Blues

A x4 D x2 A x2 E

D A E A

Example #8

A x4 D x2 A x2 E

D A

F 1 1 2 1 2 1 3 3 1 3 3 1 3 3

bet- ter home a- wait- ing in the

F C F 1 1 2 1 2 1 3 3 1 3 3 8 8 9 8 10 10 1 3 3 1 3 3

sky lord in the sky

Example #12 Writing Your Own Songs

I ii iii IV V vi vii

key of	A	B ^M	C ^{#M}	D	E	F ^{#M}	G ^{DIM.}
key of	B	C ^{#M}	D ^{#M}	E	F [#]	G ^{#M}	A ^{#DIM.}
key of	C	D ^M	E ^M	F	G	A ^M	B ^{DIM.}
key of	D	E ^M	F ^{#M}	G	A	B ^M	C ^{#DIM.}
key of	E	F ^{#M}	G ^{#M}	A	B	C ^{#M}	D ^{#DIM.}
key of	F	G ^M	A ^M	B ^b	C	D ^M	E ^{DIM.}
key of	G	A ^M	B ^M	C	D	E ^M	F ^{#DIM.}

Example #13 Improvising A Solo

MAJOR PENTATONIC SCALE Key of G

3 5 SLIDE 7 5 7 5 7 9 7 9 8 10 12 10 12

Example #14

Strum Used On rhythm Track

G $\times 2$ **Em** $\times 2$ **C** $\times 2$ **D** $\times 2$
 1 & 2 & 3 & 4 & 1 & 2 & 3 & 4 & 1 & 2 & 3 & 4 & 1 & 2 & 3 & 4 &

D **G** **A** **E**
B⁷ **F** **B^b** **C**

OTHER VIDEOS FROM MEL BAY

- | | |
|---------------------------------------|-----------------------------------|
| Anyone Can Play Advanced Rock Guitar | Anyone Can Play Guitar Volume 1 |
| Anyone Can Play Bluegrass Banjo | Anyone Can Play Guitar Volume 2 |
| Anyone Can Play Blues Guitar | Anyone Can Play Harmonica |
| Anyone Can Play Country Guitar | Anyone Can Play Mandolin |
| Anyone Can Play Drum Set | Anyone Can Play Piano |
| Anyone Can Play Electric Bass | Anyone Can Play Portable Keyboard |
| Anyone Can Play Electric Blues Guitar | Anyone Can Play Praise Guitar |
| Anyone Can Play Fingerstyle Guitar | Anyone Can Play Rock Guitar |
| Anyone Can Play Flute | Anyone Can Play Violin |

Bottleneck Blues Guitar	Masters Of The Country Blues/ Elizabeth Cotten & Jesse Fuller
Celtic Melodies & Open Tunings	
Country Blues Guitar Part 1	Masters Of The Country Blues/ Rev. Gary Davis & Sonny Terry
Country Blues Guitar Part 2	Masters Of The Country Blues/ Mance Lipscomb & Lightnin' Hopkins
Country Blues Guitar Part 3	
Fingerpicking Guitar Techniques	Masters Of The Country Blues/Fred McDowell & Big Joe Williams
Folk, Blues & Beyond	Masters Of The Country Blues/Bukka White & Son House
How To Play Blues Guitar	Country Music Classics/Webb Pierce & Chet Atkins

Country Music Classics/Ray Price & Jim Reeves With Ernest Tubb	Out Of The Blacks Into The Blues/Along The Old Man River
Country Music Classics/Marty Robbins & Ernest Tubb	Out Of The Blacks Into The Blues/A Way To Escape The Ghetto
The Chieftains In China	Steeleye Span
The Clancy Brothers & Tommy Makem Reunion Concert	The Story Of The Clancy Brothers & Tommy Makem
Fela Live	A Touch Of Tranquility
Good Mornin' Blues	Doc & Merle Watson In Concert
Gypsy Guitar/The Legacy Of Django Reinhardt	Ben Webster/The Brute And The Beautiful

Barney Kessel/Jazz Guitar
Improvisation

Barney Kessel/Progressive Concepts

Barney Kessel/Chord-Melody Style

Learning Classical Guitar 1

Learning Classical Guitar 2

Learning Classical Guitar 3

Learning Classical Guitar 4