

Mel Bay's

SUPER

**Bluegrass
Banjo
Picking**

TECHNIQUES

By Alan Munde

*"The left hand makes the notes, but the right
hand makes the music."*

Banjo photo courtesy of Deering Banjo Company



© 1996 BY MEL BAY PUBLICATIONS, INC., PACIFIC, MO 63069. ALL RIGHTS RESERVED.
INTERNATIONAL COPYRIGHT SECURED. B.M.I. MADE AND PRINTED IN U.S.A.

Visit us on the Web at <http://www.melbay.com> — E-mail us at email@melbay.com

SUPER BLUE GRASS BANJO

Picking Techniques

Alan Munde

SQUARE ROLL

Musical notation for the Square Roll technique. It consists of two staves. The top staff shows a sequence of notes on a five-line staff: 0, 0, 0, 0, 0, 0, 0, 0, 0, 0, 0, 0. The notes are grouped into four pairs, each with a downward pick stroke. Below the staff, the letters 'T I T M T I T M' are written under the first eight notes, followed by 'etc.'. The bottom staff shows the same sequence of notes with a downward pick stroke on the first note of each pair, and a 's' (soft) dynamic marking above each pair.

Example #1

Musical notation for Example #1. It consists of two staves. The top staff shows a sequence of notes: 2, 3, 0, 0, 2, 3, 0, 0, 2, 3, 0, 0, 2, 3, 0, 0. The notes are grouped into four pairs, each with a downward pick stroke. Below the staff, the letters 'T I T M T I T M' are written under the first eight notes, followed by 'etc.'. The bottom staff shows the same sequence of notes with a downward pick stroke on the first note of each pair, and a 's' (soft) dynamic marking above each pair.

Example #2

Musical notation for Example #2. It consists of two staves. The top staff shows a sequence of notes: 0, 0, 2, 0, 0, 2, 0, 0, 0, 2, 0, 0, 0, 2, 0, 0. The notes are grouped into four pairs, each with a downward pick stroke. Below the staff, the letters 'H' are written above the first and third pairs, followed by 'etc.'. The bottom staff shows the same sequence of notes with a downward pick stroke on the first note of each pair, and a 's' (soft) dynamic marking above each pair.

Example #3

Musical notation for Example #3. It consists of two staves. The top staff shows a sequence of notes: 2, 3, 0, 0, 3, 2, 0, 0, 2, 3, 0, 0, 3, 2, 0, 0. The notes are grouped into four pairs, each with a downward pick stroke. Below the staff, the letters 'H' are written above the first and third pairs, followed by 'etc.'. The bottom staff shows the same sequence of notes with a downward pick stroke on the first note of each pair, and a 'p' (piano) dynamic marking above each pair.

FORWARD ROLL #1

T I T I M T I M

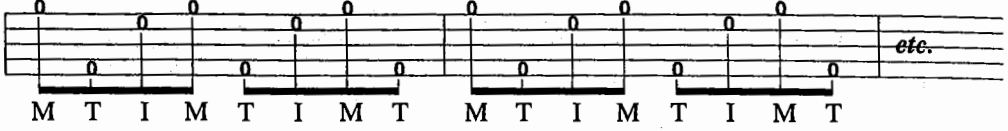
Example #1


Example #2


FORWARD ROLL #2

Example #1

Example #2

FORWARD ROLL #3  *etc.*

Example #1  *etc.*

FORWARD REVERSE ROLL  *etc.*

Example #1  *etc.*

Example #2  *etc.*

Example #3  *etc.*

