

# "LICK\*TIONARY" Workbook

## 4 - STRING VOICINGS

Ex.# 1a

Ex.# 1b - 4-string vertical voicings ("E" shape)

## FINGER STRETCHES

Ex.# 2a - single string

Ex.# 2b - stretches across the fingerboard

Ex.# 2c

## CHORD FINGER STRETCHES

Ex.# 3a

Ex.# 3b

Ex.# 3c

(o = open string  
x = don't play)  
(Left hand, T = thumb  
1 = index, 2 = middle,  
3 = ring, 4 = pinky)

## "I, IV, V" PROGRESSION

Ex.# 4

## NASHVILLE "DRONE" CHORDS

Ex.# 5a

Ex.# 5b - Maj./min. "Drone"

## CHORD "SHAPE SHIFTING"

Ex.# 6a - open string chord shapes

Ex.# 6b - "Shape Shifting" in "E"

Ex.# 6c - "Shape Shifting" in "D"

MAKE YOUR GUITAR SOUND LIKE A WHOLE BAND!

Ex.# 7 - basic drum kit rhythms

High Hat      1    &    2    &    3    &    4    &  
 (all 8th notes - play even, up & down strokes)

Snare            1    &    2    &    3    &    4    &  
 (accent quarter note "backbeat" on "2" and "4")

Kick / Bass    1    &    2    (&)    3    (&)    4    &  
 (quarter note "downbeat" on "1" and "3"; optional "&3", or "3&")

"CARTER PICKING"

Ex.# 8a - "bum- tit- ty"

(thumb on bass note /  
 fingers brush down & up)

Ex. 8b - "Wildwood Flower" - add melody/hammers

G

JAMES TAYLOR 101

Ex.# 8c - "D" arpeggio w/ hammers & pulloffs

D

CHUCK BERRY 101

Ex.# 9a

E E6 E E6

Ex.# 9b - add 7th

E E6 E7 E6

Ex.# 9c - "G" (I, IV, V) Box

G G6 C C6 D D6 G G6

Ex.# 9d - "C" (I, IV, V) Box

Ex.# 9e - Vertical "G" Box

C C6 F F6 G G6 C C6 G G6 C C6 D D6 G G6

FINGERPICKING BASICS

Ex.# 10a - basic rotation (p = thumb, i = index, m = middle, a = ring) - p - i - m - a - m - i

Ex.# 10b - basic rotation w/ moving bass line

Em Em/G Am Am/C B7 B7/D# Em

Ex.# 10c - Rest Stroke - i - m - a - m

Ex.# 10d - Free Stroke - a - m - i - a - m - i

Ex.# 10f - "Hybrid" picking - p - i - m - i - p - i - m - i

Ex.# 10e

Bsus B7

MERLE TRAVIS / CHET ATKINS STYLE

Ex.# 11a - "Gorilla Thumb"

Ex.# 11b  
- add melody

Ex.# 11c  
- add hammers

Ex.# 11d  
- hunt & peck

E

Ex.# 11e - vertical "E7" chords

Ex.# 11f

E7 E7 E7/G# E7/B E7/D

E7 Edim7

# CHORD & MELODY ARRANGEMENTS

## Ex.# 12a - "A Mighty Fortress Is Our God" - Trad.

C G Em Am D7 G Am Em F C Am Dm G C

## Ex.# 12b - "Old Folks At Home" - Stephen Foster

A Em A D D#dim. A F#m Bm E+ (aug.)

A Em A D D#dim. A F#m Bm E A

## Ex.# 13a - bass note walkups

E A D G C F

## Ex.# 13b - walkdown from 5th

E A D G C F

## MOVING BASS LINES

### Ex.# 14a - descending bass lines - "D"

D D/C# G/B D/A G D/F# Em7 A7sus4 D

1 3 2 4 1 3 2 1 3 4 2 1 3 4 T 1 3 2 1 3 1 3 1 3 2

### Ex.# 14b - "G"

G D/F# Em7 G/D C9 G/B Am7 Dsus4 G

2 1 3 4 T 1 3 2 1 3 4 3 4 2 1 3 4 1 3 4 2 1 4 1 3 4 2 1 3 4

Ex.# 14c - "C"

3 2 1   0 3 2 1   T 3 4 2 1 1   2 1 1   3 2   1   2   1   3 4 1   3 2 1

Ex.# 14d - "Am"

2 3 1   4 2 3 1   2 3 1   T 3 4 2 1 1   2 3 1

Ex.# 14e - "Dm"

2 4 1   3 2 4 1   2 4 1   1 3 2 4 1   2 4 1

Ex.# 14f - "Em"

2   3   3   3   2

Ex.# 15 - walkups in 10ths

	E	A	D	G	C	F
T			2 3 4 5	0 1 2 3	0 1 2 3	
A	1 2 3 4	2 3 4 5	0 2 3 4		0 1 2	2 3 4 5
B	0 2 3 4	0 2 3 4		3 0 1 2	3	1 3 4 5

PEDAL BASS NOTES

Ex.# 16a

3 2   4   3 2   1 4

Ex.# 16b - "E"

2 3 1   3 1 1 1   3 1 1 1   4 3 1 2 1

Ex.# 16c - "E" adding minor chords (let high strings drone)

2 3 1   3 4 1   3 4 1   3 4 2   3 4 1   3 4 1   2 3 1

Ex.# 16d - "A"

A D/A E/A D/A E/A D/A E/A D/A A

1 1 1 3 1 2 3 1 2 1 1 1 1 1 1 1 1 1 3 1 2 3 1 2 1 1 1

Ex.# 16e - "A" adding min. chords

A Bm/A Amaj7 Bm/A A

1 1 1 3 4 2 3 4 2 3 4 2 1 1 1

Ex.# 16f - "Am"

Am Bm/A Am7 D/A Am7 Bm/A Am

2 3 1 2 3 1 2 3 4 2 3 4 2 3 4 2 3 1 2 3 1

Ex.# 16g - "D"

D G/D A/D D G/D A/D D

1 3 2 2 1 1 2 1 1 3 4 1 1 3 2 1 3 2 2 1 1

Ex.# 16h - "D" adding min.

D Em/D F#m/D G/D F#m/D Em/D D

1 3 2 2 3 1 2 3 1 1 3 2 2 3 1 2 3 1 1 3 2

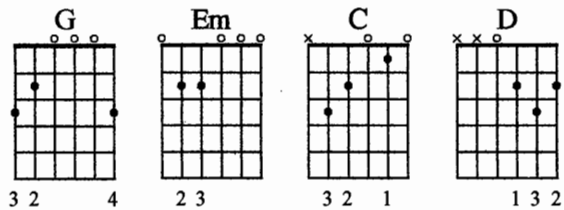
Ex.# 16i - "Dm"

Dm Em/D F/D G/D F/D Em/D Dm

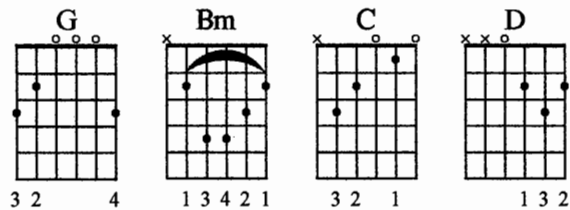
2 3 1 2 3 1 1 3 2 1 3 2 1 3 2 2 3 1 2 3 1

# MAJOR / Minor CHORD COMBOS

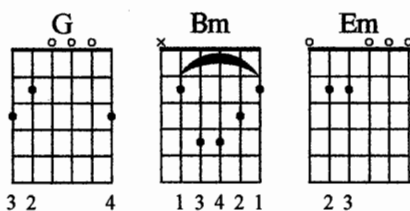
Ex.# 17a - I, 6- (6 min.), IV, V



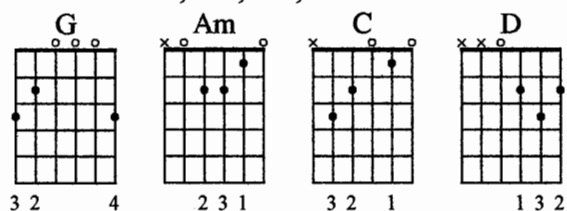
Ex.# 17b - I, 3-, IV, V



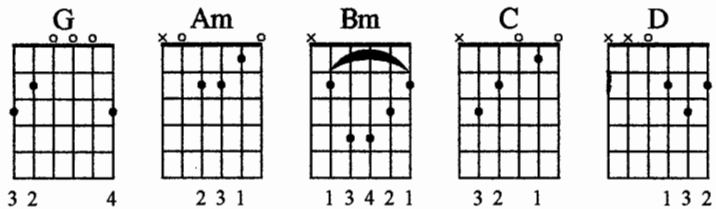
Ex.# 17c - I, 3-, 6-



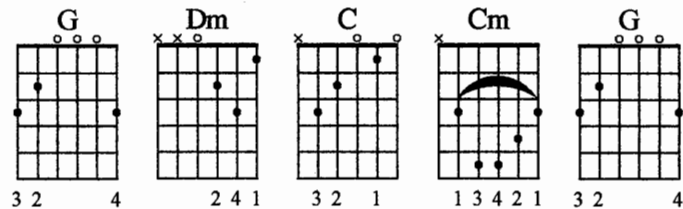
Ex.#17d - I, 2-, IV, V



Ex.# 17e - I, 2-, 3-, IV, V

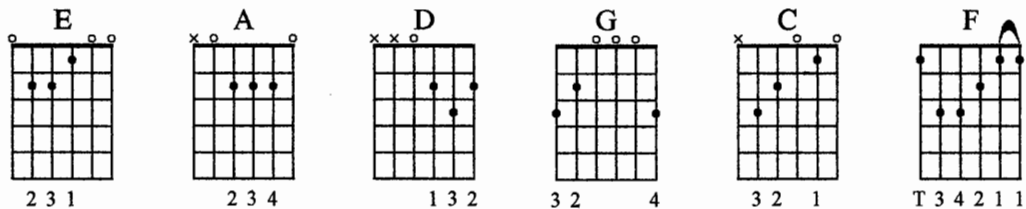


Ex.# 17f - I, 5-, IV, 4-, I



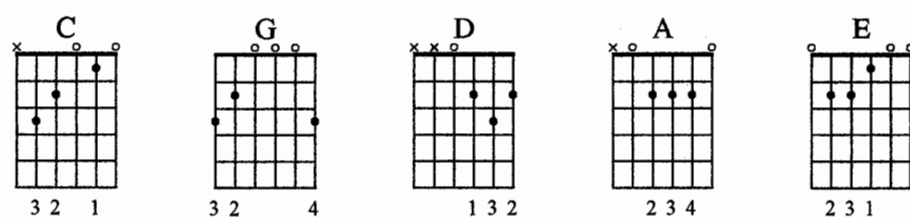
## CYCLE OF 4ths

Ex.# 18a



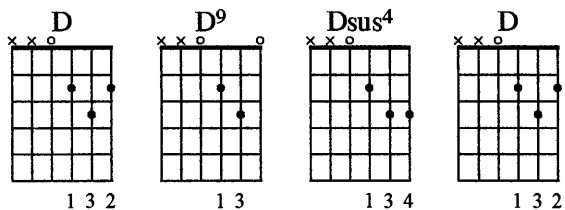
## CYCLE OF 5ths

Ex.# 18b

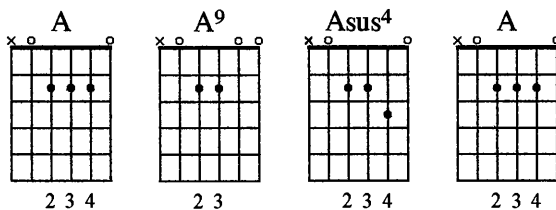


# FOLK ROCK CHORDS

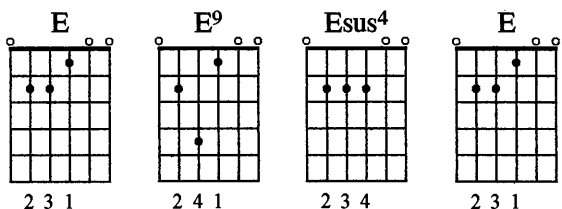
Ex.# 19a - "D"



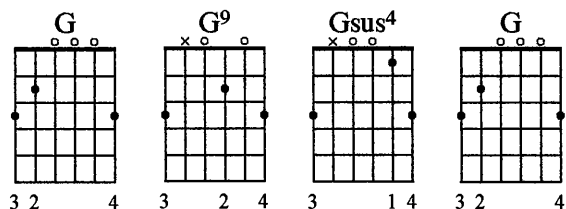
Ex.# 19b - "A"



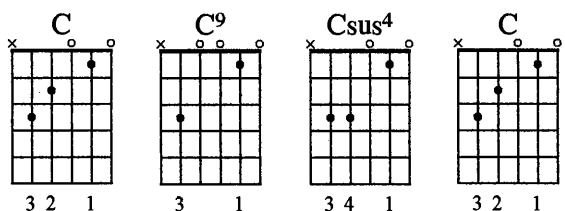
Ex.# 19c - "E"



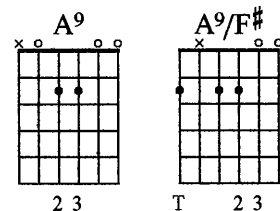
Ex.# 19d - "G"



Ex.# 19e - "C"

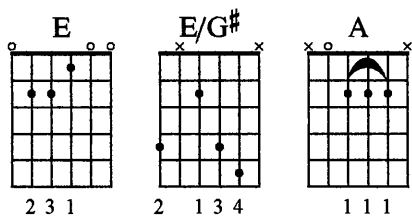


Ex.# 19f - 9th to min. combo

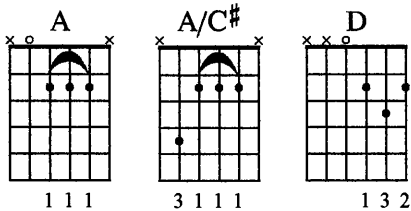


## CONNECTING CHORDS - 3rd in the bass

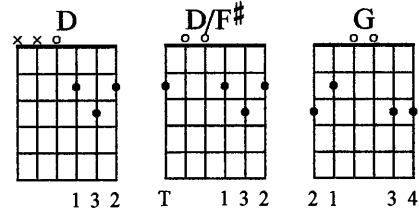
Ex.# 20a - "E" to "A"



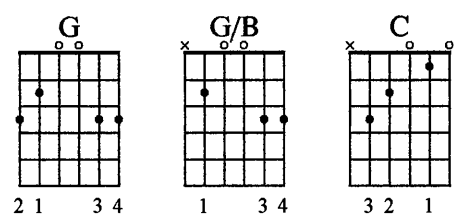
Ex.# 20b - "A" to "D"



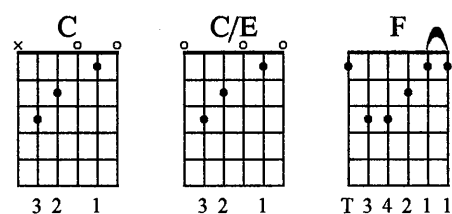
Ex.# 20c - "D" to "G"



Ex.# 20d - "G" to "C"



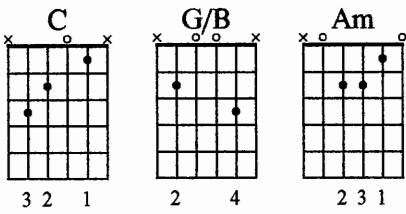
Ex.# 20e - "C" to "F"



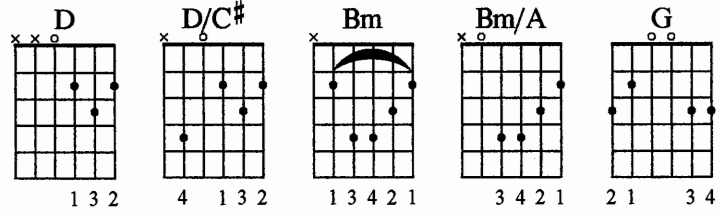


## CONNECTING CHORDS - Maj. to min.

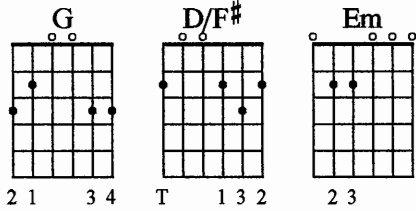
Ex.# 21a - "C" to "Am"



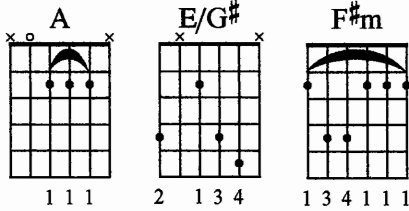
Ex.#21b - "D" thru "G"



Ex.# 21c - "G" to "Em7"

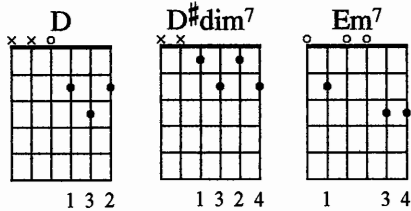


Ex.# 21d - "A" to "F#m"

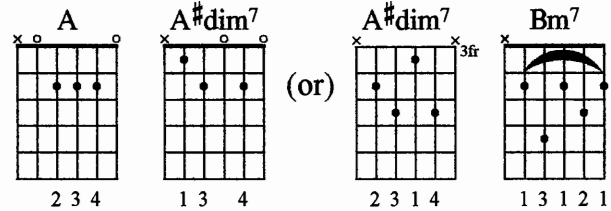


## DIMINISHED CHORDS

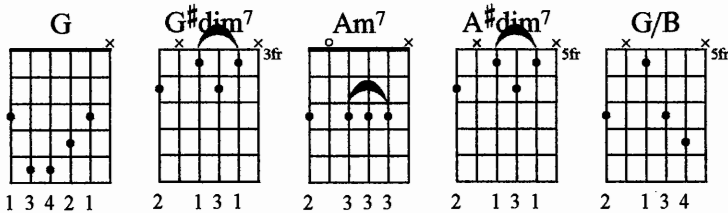
Ex.# 22a - "D"



Ex.#22b - "A"

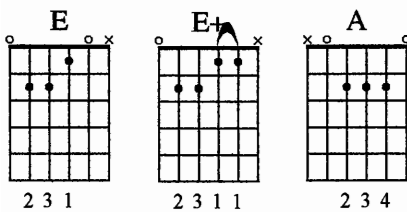


Ex.# 22c - "G"

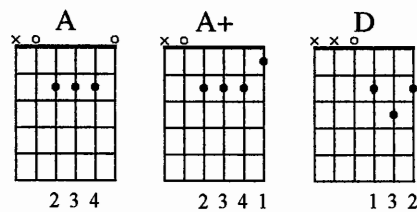


## AUGMENTED (+) CHORDS

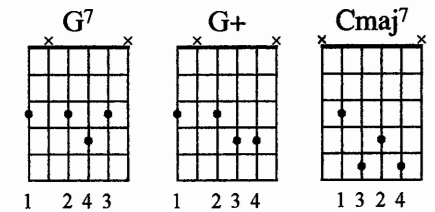
Ex.# 23a - "E" to "A"



Ex.# 23b - "A" to "D"



Ex.# 23c - "G" to "Cmaj.7"



# "COLOR" CHORDS

Ex.# 24a - "D"

**D** **Dmaj<sup>7</sup>** **D<sup>7</sup>** **D<sup>6</sup>** **D+** **D**

1 3 2      1 1 1      2 1 3      2    3      2 3 1      1 3 2

Ex.# 24b - "A"

**A** **A+** **A<sup>6</sup>** **A<sup>7</sup>** **Amaj<sup>7</sup>** **A**

2 3 4      2 3 4 1      1 1 1 1      1 1 1 4      1 1 1 4      1 1 1 4

Ex.# 24c - "Dm"

**Dm** **Dm(maj<sup>7</sup>)** **Dm<sup>7</sup>** **Dm<sup>6</sup>**

2 4 1      2 3 1      2 1 1      2    1

Ex.# 24d - "Am"

**Am** **Am+** **Am<sup>6</sup>** **Am<sup>7</sup>**

2 3 1      2 3 1 1      2 3 1 4      2 3 1 4

Ex.# 24e - "Am" w/ bar

**Am** **Am(maj<sup>7</sup>)** **Am<sup>7</sup>** **Am<sup>6</sup>** **Fmaj<sup>7</sup>**

3 1 1 1      2 1 1 1      1 1 1 1      1 3 3 3      1 3 3 3

Ex.# 24f - "Em"

**Em** **Em+** **Em<sup>6</sup>** **Em<sup>7</sup>**

2 3      2 3 1      2 3 4      2 3 4

# "POWER" CHORDS - R, 5, 8

Ex.# 25a - open "E", "A"

**E** **A** **E**

2 3      2 3      1 3 4

Ex.# 25b - "G" Box

**G** **C** **D** **Em**

1 3 4      1 3 4      1 3 4      1 3 4

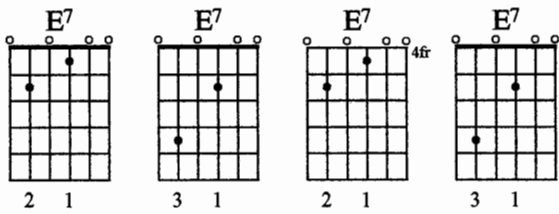
Ex.# 25c - "C" Box

**C** **F** **G** **Am**

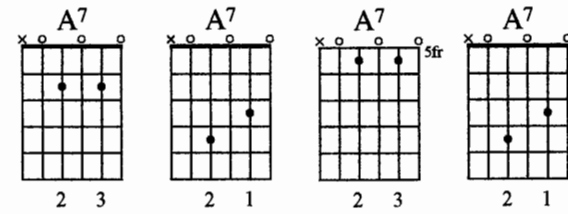
1 3 4      1 3 4      1 3 4      1 3 4

# BLUESY 7th CHORDS

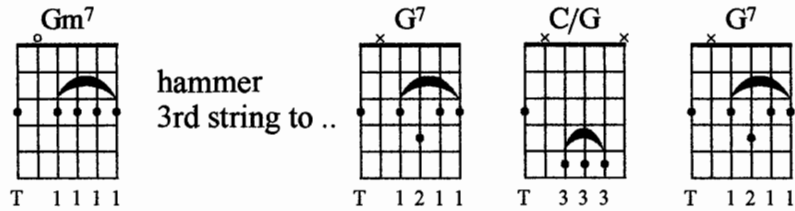
Ex.# 26a - open "E7" strum



Ex.# 26b - open "A" strum

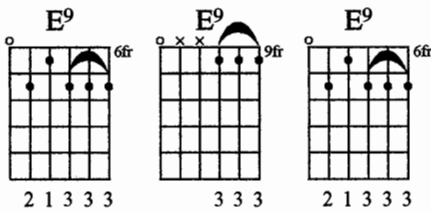


Ex.# 27 - thumb-over 1/2 bar - "G7"

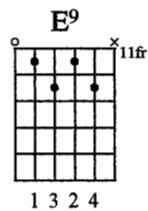


## 9th CHORDS

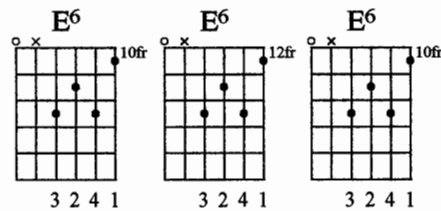
Ex.# 28a - "E9" slide -up/down



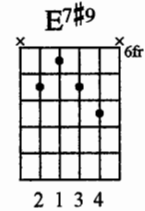
Ex.# 28b - inside



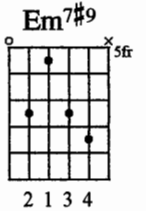
Ex.# 28c - slide-up/down



Ex.# 28d

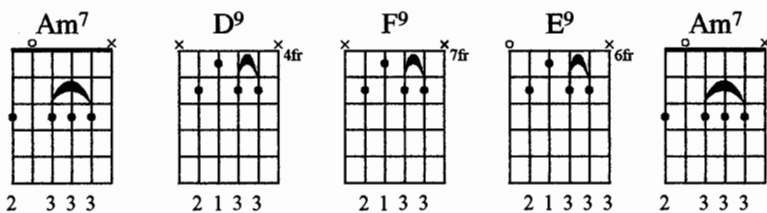


Ex.# 28e

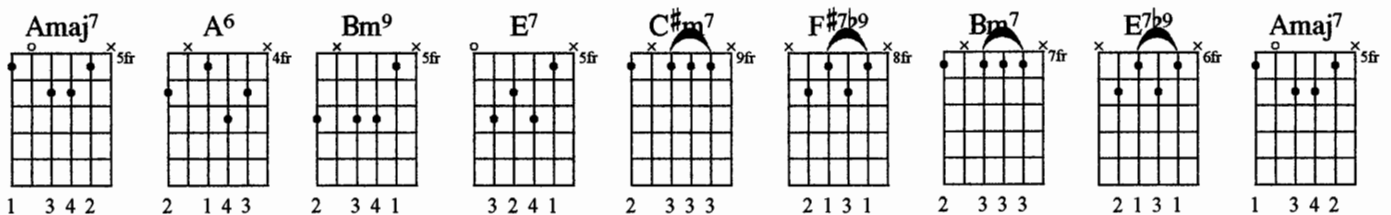


## BOSSA NOVA CHORDS

Ex.# 29a



Ex.#29b



"SEXY" SCALES

Ex.# 30a - open "C" scale      Ex.# 30b - extended open "C" scale

Ex.# 30a - open "C" scale      Ex.# 30b - extended open "C" scale

Ex.# 30c - "Sailor's Hornpipe"

Ex.# 30c - "Sailor's Hornpipe"

Ex.# 30d - open 2 octave "G" scale

Ex.# 30d - open 2 octave "G" scale

Ex.# 31 - open "Chromatic" scales

Ex.# 31 - open "Chromatic" scales

Ex.# 32a - full position "G"      Ex.# 32b - "G Grand Scale" (2 octaves)

Ex.# 32a - full position "G"      Ex.# 32b - "G Grand Scale" (2 octaves)

Ex.# 32c - "G" (6th string)      Ex.# 32d - "C" (5th)      Ex.# 32e - "D" (5th)

Ex.# 32c - "G" (6th string)      Ex.# 32d - "C" (5th)      Ex.# 32e - "D" (5th)

Ex.# 32f - "G" (4th)      Ex.# 32g - "A" (3rd)

Ex.# 32f - "G" (4th)      Ex.# 32g - "A" (3rd)

Ex.# 33a - "Sexy Scales" (add chromatics) - "A"

Musical notation for Ex.# 33a - "Sexy Scales" (add chromatics) - "A". The notation is on a six-line staff with strings labeled T, A, B from top to bottom. The bass line (B string) contains the following notes: 5, 7, 4, 5, 7, 4, 5, 6, 7, 4, 5, 6, 7, 6, 5, 6, 7, 5, 4, 7, 5, 4, 7, 6, 5.

Ex.# 33b - "D" Sexy Scale

Musical notation for Ex.# 33b - "D" Sexy Scale. The notation is on a six-line staff with strings labeled T, A, B from top to bottom. The bass line (B string) contains the following notes: 5, 7, 4, 5, 7, 4, 5, 6, 7, 5, 6, 7, 8, 7, 6, 7, 7, 5, 4, 7, 5, 4, 7, 6, 5.

Ex.# 33c - "G" Sexy Scale

Musical notation for Ex.# 33c - "G" Sexy Scale. The notation is on a six-line staff with strings labeled T, A, B from top to bottom. The bass line (B string) contains the following notes: 5, 7, 4, 5, 7, 5, 6, 7, 8, 5, 6, 7, 8, 7, 6, 7, 8, 6, 5, 7, 5, 4, 7, 6, 5.

Ex.# 33d - "Boogie" bass line

Musical notation for Ex.# 33d - "Boogie" bass line. The notation is on a six-line staff with strings labeled T, A, B from top to bottom. Above the staff are chord symbols: A, D, G, C. The bass line (B string) contains the following notes: 5, 7, 4, 5, 6, 7, 5, 4, 5, 7, 4, 5, 6, 7, 5, 4, 5, 7, 4, 5, 6, 7, 5, 4, 5, 7, 5, 6, 7, 8, 6, 5.

Ex.# 33e - single string "E"

Ex.# 34a - "Em" Pentatonic

Ex.# 34b - "G" Pentatonic

Musical notation for Ex.# 33e - single string "E", Ex.# 34a - "Em" Pentatonic, and Ex.# 34b - "G" Pentatonic. The notation is on a six-line staff with strings labeled T, A, B from top to bottom. Ex.# 33e: 0, 2, 4, 5, 7, 9, 11, 12. Ex.# 34a: 0, 3, 0, 2, 0, 2, 0, 3, 0, 3, 0. Ex.# 34b: 3, 0, 2, 0, 2, 0, 3, 0, 3.

Ex.# 34c - "A" Pentatonic

Ex.# 34d - "Am" Pentatonic

Ex.# 34e - "Am Blues" Scale

Musical notation for Ex.# 34c - "A" Pentatonic, Ex.# 34d - "Am" Pentatonic, and Ex.# 34e - "Am Blues" Scale. The notation is on a six-line staff with strings labeled T, A, B from top to bottom. Ex.# 34c: 5, 7, 4, 7, 4, 6, 5, 7, 5, 7, 5. Ex.# 34d: 5, 8, 5, 7, 5, 7, 5, 8, 5, 8, 5. Ex.# 34e: 5, 8, 5, 6, 7, 5, 6, 7, 5, 7, 8, 5, 8, 5, 8, 7.

Ex.# 35a - "Croppers"

Ex.# 35b - "E"

Ex.# 35c - "G"

Musical notation for Ex.# 35a - "Croppers", Ex.# 35b - "E", and Ex.# 35c - "G". The notation is on a six-line staff with strings labeled T, A, B from top to bottom. Ex.# 35a: 7, 6, 5, 4, 3, 2, 0, 7, 6, 5, 4, 3, 2, 0, 1. Ex.# 35b: 0, 2, 4, 5, 7, 9, 11, 12, 1, 2, 4, 6, 8, 9, 11, 13. Ex.# 35c: 0, 1, 3, 5, 7, 8, 10, 12, 0, 2, 4, 5, 7, 9, 10, 12.

Ex.# 36 - 10ths

Ex.# 37a - 3rds in "D"

Ex.# 37b - 3rds in "G"

Musical notation for Ex.# 36 - 10ths, Ex.# 37a - 3rds in "D", and Ex.# 37b - 3rds in "G". The notation is on a six-line staff with strings labeled T, A, B from top to bottom. Ex.# 36: 0, 1, 3, 0, 2, 3, 5, 7, 0, 2, 4, 5, 3, 0, 2, 3. Ex.# 37a: 2, 3, 5, 7, 9, 10, 12, 14, 3, 5, 7, 8, 10, 12, 14, 15. Ex.# 37b: 0, 1, 3, 5, 7, 8, 10, 12, 0, 2, 4, 5, 7, 9, 11, 12.

# 4 - STRING CHORD SCALES

## Ex.# 38a - middle voicings

Amaj7 (2 1 3), Bm7 (1 3 1 2 1), C#m7 (1 3 1 2), Dmaj7 (1 3 2 4), E7 (1 3 1 4), F#m7 (1 3 1 2), G#m7b5 (1 3 2 4), Amaj7 (1 3 2 4)

## Ex.# 38b - treble voicings

Dmaj7 (1 1 1), Em7 (1 4 2 3), F#m7 (1 4 2 3), Gmaj7 (1 3 3 3), A7 (1 3 2 4), Bm7 (1 4 2 3), C#m7b5 (1 3 3 3), Dmaj7 (1 3 3 3)

## Ex.# 38c - bass voicings

Fmaj7 (1 4 2 3), Gm7 (1 4 1 1), Am7 (1 4 1 1), Bbmaj7 (1 4 2 3), C7 (1 3 1 2), Dm7 (1 4 1 1), Em7b5 (1 3 1 1), Fmaj7 (1 4 2 3)

## CLASSIC RHYTHM GROOVES (Box = accent X = percussive mute)

### Ex.# 39a - Country Pop

(even, up & down 1/8 notes - accent backbeat on "2" & "4" - bass note on "1" & "3")

1 & 2 & 3 & 4 &  
 bass backbeat bass backbeat

### Ex.# 39b - Country Shuffle

(even up & down - shuffle feel - mute out "2" & "4")

1 & 2 & 3 & 4 &  
 X = mute X

### Ex.# 39c - Country Swing

(staccato down-stroke 1/4 notes - "choke" the chords)

1 2 3 4

### Ex.# 39d - Bluegrass

(fast double time count - alternate bass note & chord)

1 2 3 4  
 bass (R) chord bass (5th) chord

Ex.# 39e - Rock - "Chuck Berry"

(2 bass strings - slight mute - even 1/8 note downbeats - "gung-ga-gung-ga")

1 & 2 & 3 & 4 &

Ex.# 39f - Rock - "Swamp" Shuffle (Chuck Berry w/ horn accents)

1 & 2 & 3 & 4 & 1 & 2 & 3 & 4 &

Ex.# 39g - Southern Rock

(slight mute on bass note)

1	2	3 & 4	&
bass	bass	hold chord ...	up

Ex.# 39h - Power Ballad

(mute out 2 & 4)

1 &	2	& 3 &	4
hold chord	X	hold ....	X

Ex.# 39i - Rock "Pump" Bass

(muted bass 1/8 notes)

1 & 2 & 3 & 4 &

Ex.# 39j - Rock "Boogie"

(clipped open power chords)

1 & (2) & (3) & (4) & (1) & (2) & 3& 4 &  
omit omit omit omit omit omit

Ex.# 39k - "Bo Diddley" - Hand Jive

(even, percussive 1/8 notes w/ accents)

1 & 2 & 3 & 4 & 1 & 2 & 3 & 4 &

Ex.# 39l - Folk / Calypso

(even 1/8 notes - slight "trip-o-let" feel)

1	&	2	&	3	&	4	&
trip -	- o -	- let -	trip -	o -	- let -	and -	a -

Ex.# 39m -Reggae

("chink" chords - high voicing - omit other beats)

1   &   2   &   3   &   4   &  
X   X   X   X   X   X   X

Ex.# 39n - "The Throw"

(fast, brisk 16th notes - think "TA-DA-DA ....")

Ex.# 39o - Bossa Nova

(syncopated chords - bass on 1 & 3)

1   &   2   &   3   &   4   &   1   &   2   &   3   &   4   &  
bass   bass   bass   bass   bass   bass   bass



# HAMMERS & PULL-OFFS

Ex.# 40a - Bluegrass

Ex.# 40b - treble roll-offs

Ex.# 40c - bass hammers

## MODULATIONS

Ex.# 41a - "G" to "A"

Ex.# 41b - "C" to "D"

Ex.# 41c - "D" to "E"

## DOUBLE STOP ARPEGGIOS

Ex.# 42a

Ex.# 42b - "The Claw"

Ex.# 42c

Ex.# 42d

Ex.# 42e

Ex.# 42f - R&B slides

Ex.# 42g - vertical slides

Ex.# 42h - oriental

Ex.# 42f - R&B slides: A, D, E, A. Ex.# 42g - vertical slides: E. Ex.# 42h - oriental.

Ex.# 42i - "G" country hammer

Ex.# 42j - "C" hammer up the neck

Ex.# 42i - "G" country hammer. Ex.# 42j - "C" hammer up the neck.

Ex.# 42k - "Em" open Pentatonic

Ex.# 42l - "Am" Pent. up the neck

Ex.# 42m - "Chuck Berry"

Ex.# 42k - "Em" open Pentatonic. Ex.# 42l - "Am" Pent. up the neck. Ex.# 42m - "Chuck Berry".

"CHINKS"

Ex.# 43a - "R&B"

Ex.# 43b - pinkie extension

Ex.# 43c - Reggae climb

Ex.# 43a - "R&B": E, A. Ex.# 43b - pinkie extension: E, E, E, A, A<sup>9</sup>, A. Ex.# 43c - Reggae climb: E, A, A.

COUNTRY LICKS

Ex.# 44a - pedal steel

Ex.# 44b - bass pedal

Ex.# 44c - "Gsus" to "C"

Ex.# 44a - pedal steel: C. Ex.# 44b - bass pedal: C. Ex.# 44c - "Gsus" to "C": Gsus, C.

Ex.# 44d - steel up the neck

C F G

G

Ex.# 44e - descending pulloffs

C

Ex.#44f - "Rockabilly 101"

E A/E

BLUEGRASS

Ex.# 45a - hammers

G C9 D G

Ex.# 45b - intros & outros

G C D G

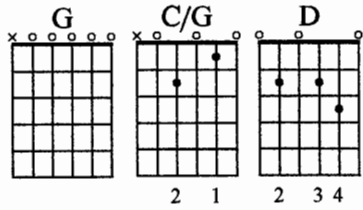
Ex.# 45c - "G" scale w/ chromatics.

Ex.# 45d - "C" w/ chromatics

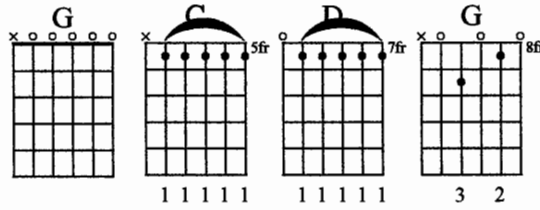
# OPEN "G" TUNING

Ex.# 47a - D (6) - G (5) - D (4) - G (3) - B (2) - D (1)

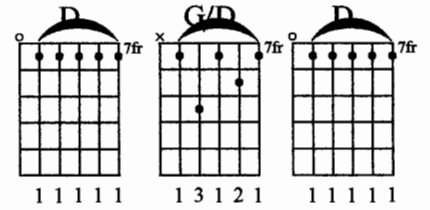
Ex.# 47b - "I, IV, V" in "G"



Ex.# 47c - "I, IV, V" vertical



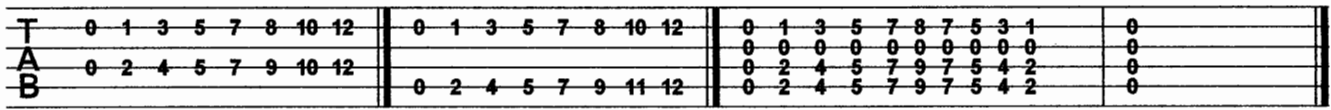
Ex.# 47d - "Keith Richards"



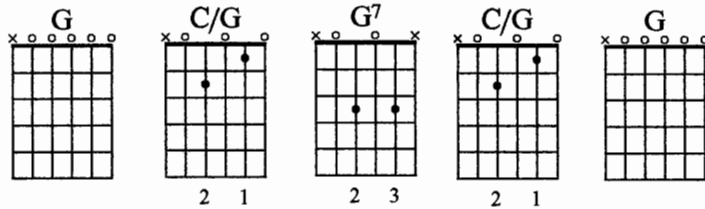
Ex.# 47e - "G" scale

Ex.# 47f - "Blackbird"


Ex.# 47g - "Joni Mitchell"



Ex.# 47h - bluesy




Ex.# 47i - "Leadbelly"



# D "MODAL" TUNING

Ex.# 47j - D (6) - A (5) - D (4) - G (3) - B (2) - D (1)

Ex.# 47k



BLUES

Ex.# 48a - Decending 3rds intro w/ turnaround

Ex.# 48b - "Em" open Pentatonic

Ex.# 48c - "G" full position Pentatonic

Ex.# 48d - "Em" Pentatonic w/ hammers & pulloffs

HARP TONES

(let open & fretted notes ring over each other)

Ex.# 49a - "G"

Ex.# 49b - "Em"

Ex.# 49c - "E" w/ descending slides

Ex.# 49d - "A" ascending

Ex.# 49e - "D"

Ex.# 49f - "G"

Ex.# 49g - Descending "Am" chord

OCTAVES

Ex.# 50a

Ex.# 50b - "Count Basic"